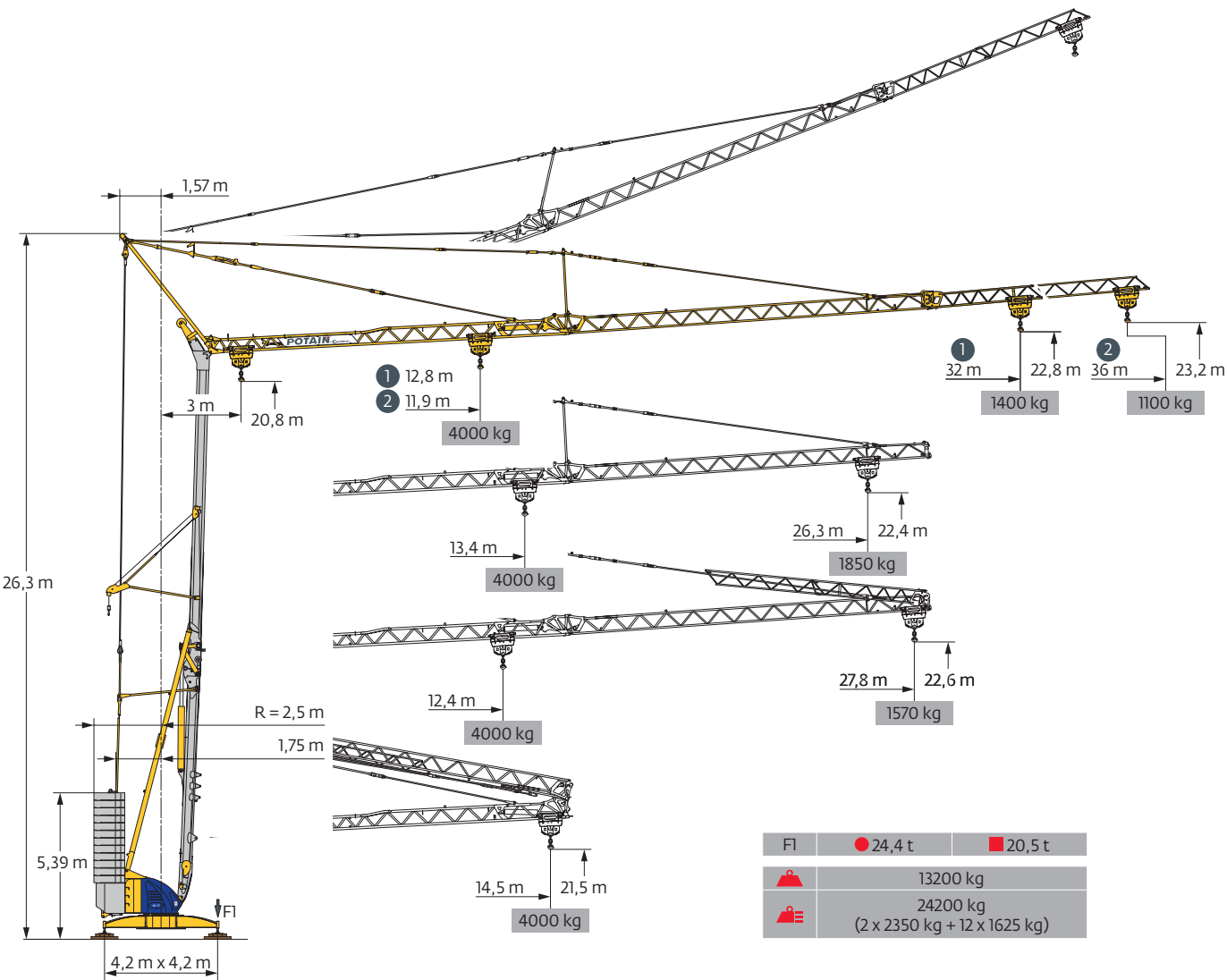




Grove Manitowoc National Crane Potain



Potain Igo 42



EN 14439 C25-D25
EN 14439 C50-D50
FEM 1.001-A3

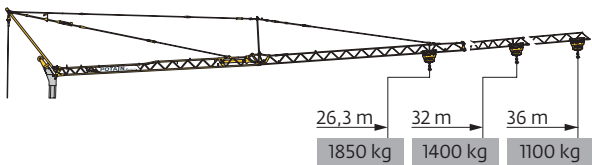


EN 14439 C25-D25
EN 14439 C50-D50
FEM 1.001-A3

Courbes de charges / Lastkurven / Load curves / Curvas de cargas / Curve di carico
Curvas de carga / Кривые нагрузок




36 m	3	▶	14,5	m
▲▲▲	▲▲▲		4000	kg
			2000	kg
			2000	kg



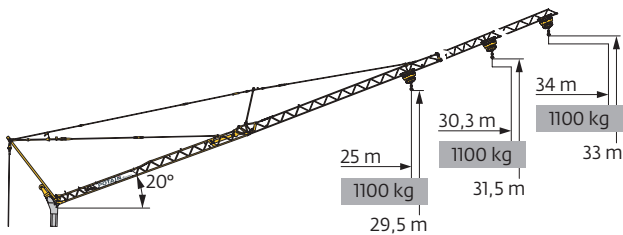
3	▶	11,9	12	14	16	18	20	20,8	21,8	22	24	26	28	30	32	34	36	m
		4000	3950	3255	2760	2385	2095	2000	1885	1860	1670	1515	1380	1265	1165	1080	1000	kg
								2000	1885	1860	1670	1515	1380	1265	1165	1080	1000	kg
									2000	1975	1780	1620	1485	1370	1265	1180	1100	kg

3	▶	12,8	14	16	18	20	22	22,6	23,6	24	26	28	30	32	m
		4000	3595	3050	2640	2320	2065	2000	1895	1855	1685	1535	1410	1300	kg
								2000	1895	1855	1685	1535	1410	1300	kg
									2000	1965	1790	1640	1510	1400	kg

3	▶	13,4	14	16	18	20	22	23,6	24	24,6	26,3	m
		4000	3780	3210	2780	2445	2180	2000	1930	1900	1750	kg
								2000	1930	1900	1750	kg
									2000	1850		kg



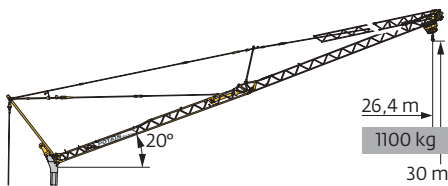
36 m	3	▶	12,4	14	16	18	20	21,7	22	22,6	24	26	27,8	m
▲▲▲	▲▲▲		4000	3425	2900	2510	2210	1995	1965	1900	1765	1600	1470	kg
								2000	1965	1900	1765	1600	1470	kg
										2000	1865	1700	1570	kg



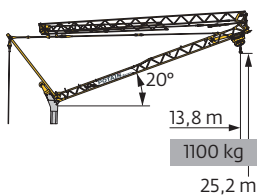
36 m	3	▶	34	m
▲▲▲	▲▲▲		1000	kg
			1100	kg

32 m	3	▶	30,3	m
▲▲▲	▲▲▲		1000	kg
			1100	kg

26,3 m	3	▶	25	m
▲▲▲	▲▲▲		1000	kg
			1100	kg



36 m	3	▶	26,4	m
▲▲▲	▲▲▲		1000	kg
			1100	kg



36 m	3	▶	13,8	m
▲▲▲	▲▲▲		1000	kg
			1100	kg

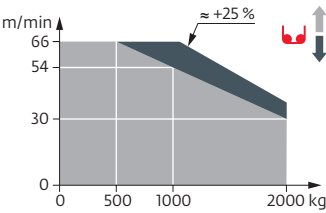


Mécanismes / Triebwerke / Mechanisms / Mecanismos / Meccanismi
Mecanismos / Механизмы

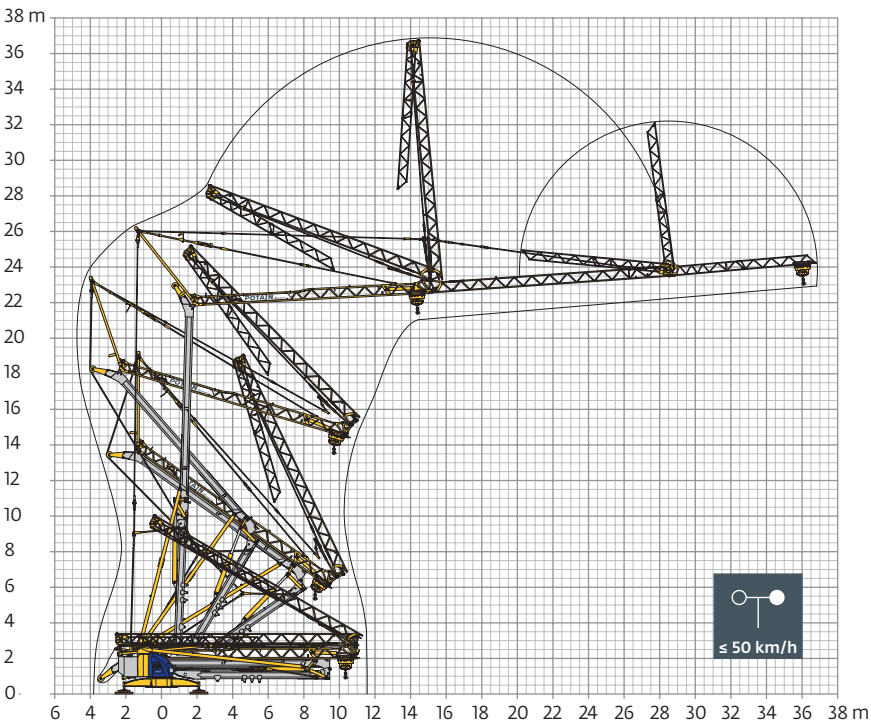
400 V - 50 Hz 480 V - 60 Hz													ch - PS hp	kW
	15 LVF 10 Optima	m/min	3,6	18	30	54	66	1,8	9	15	27	33	15	11
		kg	2000	2000	2000	1000	500	4000	4000	4000	2000	1000		
	3 DVF 5	m/min	15 - 30 - 45 (0 → 1000 kg) 15 - 30 - 41 (1000 → 4000 kg)										3	2,2
	RVF 41 Optima+	tr/min U/min rpm	0 → 0,8										2	3

IEC 60204-32	kVA
400 V (+10% -10%) 50 Hz 480 V (+6% -10%) 60 Hz	22 kVA

15 LVF 10 Optima



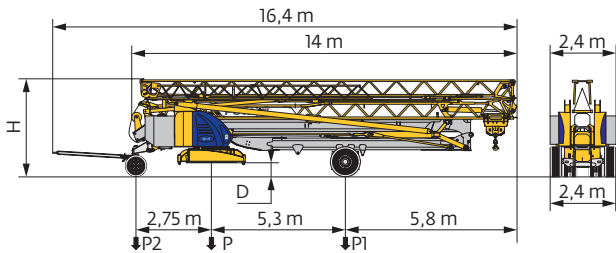
Montage / Montage / Erection / Montaje / Montaggio
Montagem / Монтаж



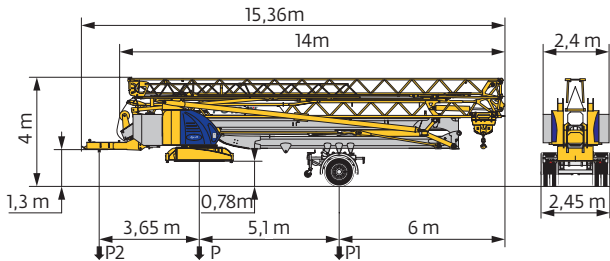


EN 14439 C25-D25
EN 14439 C50-D50
FEM 1.001-A3

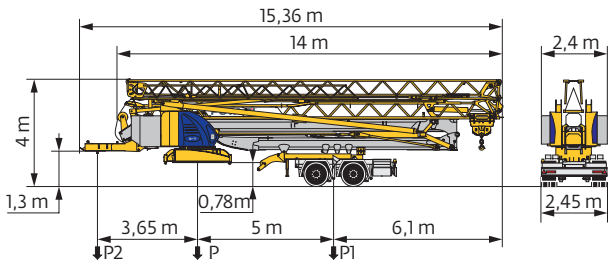
Transport / Transport / Transport / Transporte / Trasporto
Transporte / Транспортировка



	km/h	D (m)	H (m)	P (kg)	P1 (kg)	P2 (kg)
DJ100/S120	10	0,36/0,21	3,52/3,37	19280	10980	8300
DJ105/S125	25	0,36/0,21	3,52/3,37	19570	10650	8920
..... / i						



	km/h	P (kg)	P1 (kg)	P2 (kg)
SL121/J135	25	20190	12730	7460
..... / i				



	km/h	P (kg)	P1 (kg)	P2 (kg)
SL122/J215M	80	21260	13910	7350

	FR	DE	EN	ES	IT	PT	RU
R	Rayon de giration	Schwenk radius	Rear slewing radius	Radio de giro	Raggio di rotazione	Raio de rotação	Задний габарит
i	Nous consulter	Auf Anfrage	Consult us	Consultarnos	Consultateci	Consultar-nos	Проконсультируйтесь у нас
●	Réactions en service	Reaktionskräfte in Betrieb	Reactions in service	Reacciones en servicio	Reazioni in servizio	Reacções em serviço	Реакция при работе
■	Réactions hors service	Reaktionskräfte außer Betrieb	Reactions out of service	Reacciones fuera de servicio	Reazioni fuori servizio	Reacções fora de serviço	Реакция в покое
⚠	Poids à vide, sans lest, sans trains de transport, avec flèche maxi. et hauteur standard.	Gewicht ohne Last, ohne Ballast, ohne Transportachsen, mit max. Auslager und Standardhöhe	Weight without load, without ballast, without transport axes, with max. jib and standard height	Peso en vacío, sin lastre, sin trenes de transporte con flecha y altura estandar	Peso a vuoto, senza zavorra, senza assali di trasporto, con braccio max e altezza standard.	Peso em vazio, sem lastro, sem eixos de transporte com lança máxima e altura standard.	Вес без груза, без балласта, без осей для транспортировки, с максимальным вылетом стрелы и стандартной высотой
⚖	Poids total du lest	Ballast-Gesamtgewicht	Total ballast weight	Peso total del lastre	Peso totale della zavorra	Peso total do lastro	Общий вес балласта
⬆	Levage	Heben	Hoisting	Elevación	Sollevamento	Elevação	Подъем
➡	Distribution	Katzfahren	Trolleying	Distribución	Distribuzione	Distribuição	Перемещение по стреле
🔄	Orientation	Schwenken	Slewing	Orientación	Rotazione	Rotação	Поворот
kVA	Puissance nominale	Nennleistung	Rated power	Potencia nominal	Potenza nominale	Potência nominal	Номинальная мощность
⚠	Document commercial non contractuel. Pour toute information technique se référer à la notice correspondante.	Unverbindliches Vertriebsdokument. Für technische Informationen, siehe die entsprechenden Anweisungen.	This commercial document is not legally binding. For any technical information, please refer to the corresponding instructions.	Documento comercial no contractual. Para cualquier información tecnica, ver la noticia correspondiente.	Documento commerciale non vincolante, per tutte le informazioni tecniche fare riferimento al catalogo istruzioni.	Documento comercial não contratual. Para qualquer informação técnica complementar consultar as respectivas instruções.	Этот коммерческий документ не является юридически обязательным. Для получения технической информации, см. соответствующие инструкции.



Manitowoc - Americas
Manitowoc, Wisconsin, USA
Tel: +1 920 684 6621
Fax: +1 920 683 6277

Shady Grove, Pennsylvania, USA
Tel: +1 717 597 8121
Fax: +1 717 597 4062

Manitowoc - Europe, Middle East & Africa
Ecully, France
Tel: +33 (0)4 72 18 20 20
Fax: +33 (0)4 72 18 20 00

Manitowoc - Asia & Pacific
Shanghai, China
Tel: +86 21 6457 0066
Fax: +86 21 6457 4955

Ref. Igo 42 2008 03 - 5